

Trimline 170H Front

1.7M WIDE, 38CM HIGH, THE PINNACLE OF LUXURY









It's the top of the bill, the Trimline 170H Front. The higher glass of 38cm gives you that little extra flame experience and is the pinnacle of luxury. Ours is built-in in a wall and finished off with a luxury suede leather. Giving it a look you enjoy every single day.

The standard version of the Trimline 170H Front has a burner bed made of wooden logs and a lamelas interior. It also has a double burner system. It comes with the Ecomax remote control and you can choose to add WiFi-control with our Trimline Fires app.















Product specifications

FEATURES

-  Balanced flue gas fire
-  Front model
-  Double burner
-  Wood logs fuel bed
-  Ecomax remote control
-  Lamelas interior

OPTIONALS

-  Pebbles fuel bed
-  Carrara fuel bed
-  Basalt fuel bed
-  Black glass interior
-  Anti reflective glass
-  Wide trims
-  Mains adapter GV60
-  Wall bracket remote control
-  Domotica smart connection
-  Wall switch
-  Wi-Fi remote app control
-  Puck control

Styling & Optionals

Ecomax remote control

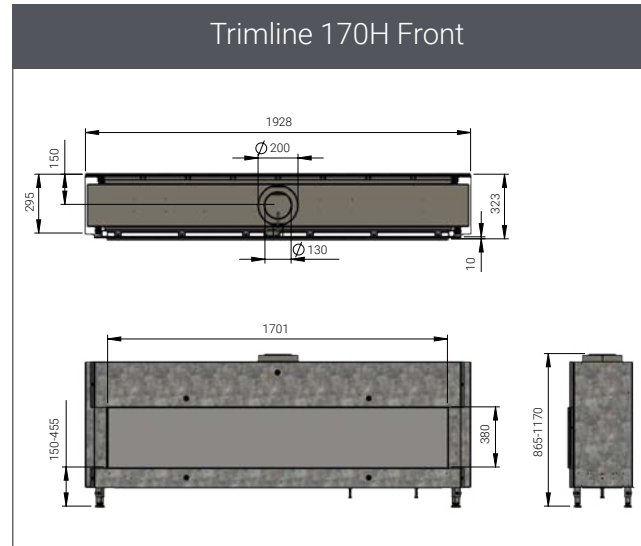
For absolute ease of use all appliances are supplied with an Ecomax remote system that controls the fire at the touch of a button.



Options interior finish materials and Trimline Wi-Fi control

For that extra WOW factor, there is also an option to upgrade to a different burnerbed. Other available upgrades also include Wi-Fi.





Appliance name	Trimline 170H Front			
Appliance type	Balanced flue built-in gas fires (C11, C31, C91)			
Purpose	Ambient heating, real flames			
Engine identification	1148			
Gas type-pressure	Natural gas G25.3 – 25 mbar	Natural gas G20 – 20 mbar	Natural gas G25 – 20 mbar	LPG G30/31 – 28-50 mbar
Heat input (kW)	13.4	14.1	11.4	14.3
Heat output max (kW)	10.9	11.6	9.1	11,7
Heat output min (kW)	4	4.3	3.4	4.7
Consumption (m³/h and kg/h LPG)	1.611	1.497	1.000	0.422
Efficiency (%)	81	82	80	82
Energy label highest efficiency	C	B	C	B
Flue lay out wall termination	Indirect 1m vertical and max 3m horizontal			
Weight (kg)	180			
Efficiency class EN613	2			
NOx Class	5			
PIN ID CE	0461CP1031			
Gas connection	3/8" outside connection			
Electrical connection	6 VDC battery powered and GV60 power adaptor			
Gas control system	Maxitrol SYMAX B6R radio controlled 866 mHz			
Safety	Thermocouple flame supervision and pressure hatches			
Heat distribution	Internal convection system			
Connectivity	Optional App control (Android and IOS), wall switch and domotica connection			
Flue type and diameter	Holetherm-CC concentric flue 130-200mm			
Standard supplied	Adjustable legs – Convection chamber and grills – Wall brackets – Log set			
Optional	See product specifications			
Remarks	Always use non-combustible construction materials such as metal stud framing and fireboard cladding			

Installation details

Concentric flue system

Using the THC-CC double wall chimney system the flue gases are safely transported to the outside and fresh combustion-air is pulled inside the appliance. Balanced flue appliances can be installed using a wall terminal so no traditional chimney is needed. THC-CC is made of high quality stainless steel and approved according CE standards in combination with the Trimline appliances.



Balanced flue gas fire

One of the most innovative aspects of the Trimline 170H Front is that there is no need for an existing chimney to be present. This is all down to the clever features of our balanced flue gas fire, that is fully room sealed. Not only does this make for a highly efficient and safe appliance, but when combined with our concentric flue system, our fires can be positioned in virtually any part of your home with a relatively simple 'chimney breast' built around it. A direct wall outlet from the back of the fire makes the installation even easier.